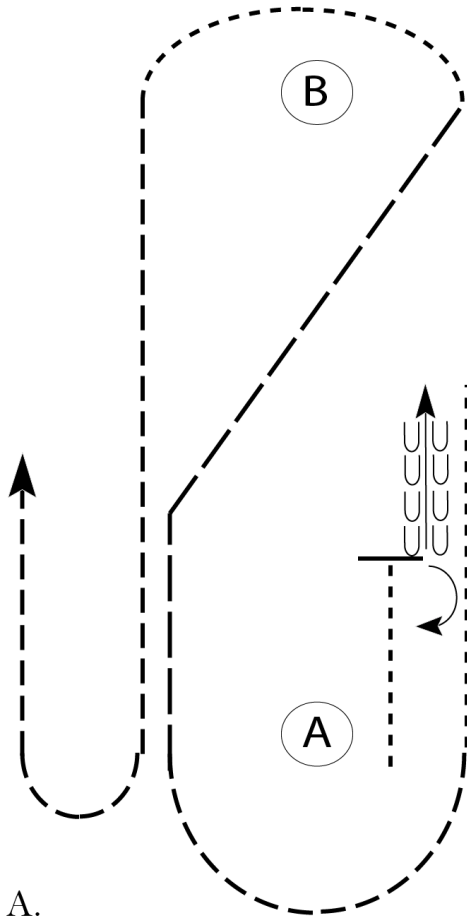


APHA ZONE 2 POR

All Walk Trot Western Horsemanship

Show Date: May 2024



Be ready at A.

1. Walk approximately 2 horse lengths from A. Stop and perform a 1/2 turn right.
2. Back approximately one horse length then walk to A.
3. Jog around A then extend the jog in a straight line then diagonal line to B.
4. Break to the walk and walk around B.
5. Jog to A.
6. Continue to jog around to exit.

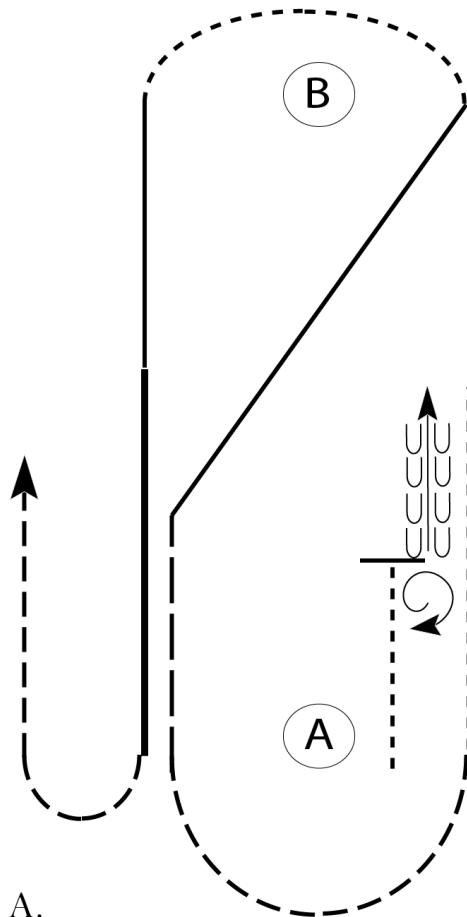
| | |
|--------------|-------|
| Walk | ----- |
| Jog | ----- |
| Extended Jog | ----- |
| Lope | ----- |
| Lead Change | |
| Back | |
| Marker | |

APHA ZONE 2 POR

Western Horsemanship

Youth 18 & U, Amateur, Masters, Amateur SPB

Show Date: May 2024



Be ready at A.

1. Walk approximately 2 horse lengths from A. Stop and perform a 1 1/2 turn right.
2. Back approximately one horse length then walk to A.
3. Jog around A then extend the jog in a straight line halfway to B.
4. Lope on the left lead on the diagonal to B. Break to the walk and walk around B.
5. Lope on the right lead halfway to A then build your speed at the lope to A.
6. Break to the jog when even with A and jog around to exit.

| | |
|--------------|-------|
| Walk | ----- |
| Jog | ----- |
| Extended Jog | ----- |
| Lope | ----- |
| Lead Change | |
| Back | |
| Marker | (B) |

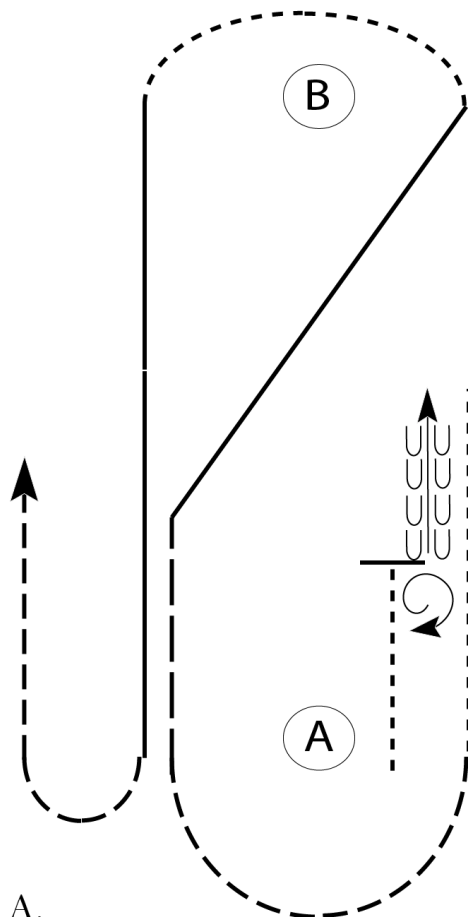
[WH/3-117]

APHA ZONE 2 POR ~ 2024

Western Horsemanship

Novice Youth & Amateur, Youth 13 & Under, Youth SPB

Show Date: May 2024



Be ready at A.

1. Walk approximately 2 horse lengths from A. Stop and perform a 1 1/2 turn right.
2. Back approximately one horse length then walk to A.
3. Jog around A then extend the jog in a straight line halfway to B.
4. Lope on the left lead on the diagonal to B. Break to the walk and walk around B.
5. Lope on the right lead to A.
6. Break to the jog when even with A and jog around to exit.

| | |
|--------------|-----------|
| Walk | ----- |
| Jog | - - - - - |
| Extended Jog | — — — — |
| Lope | ————— |
| Lead Change | |
| Back | |
| Marker | ⓑ |

[WH/2-117]