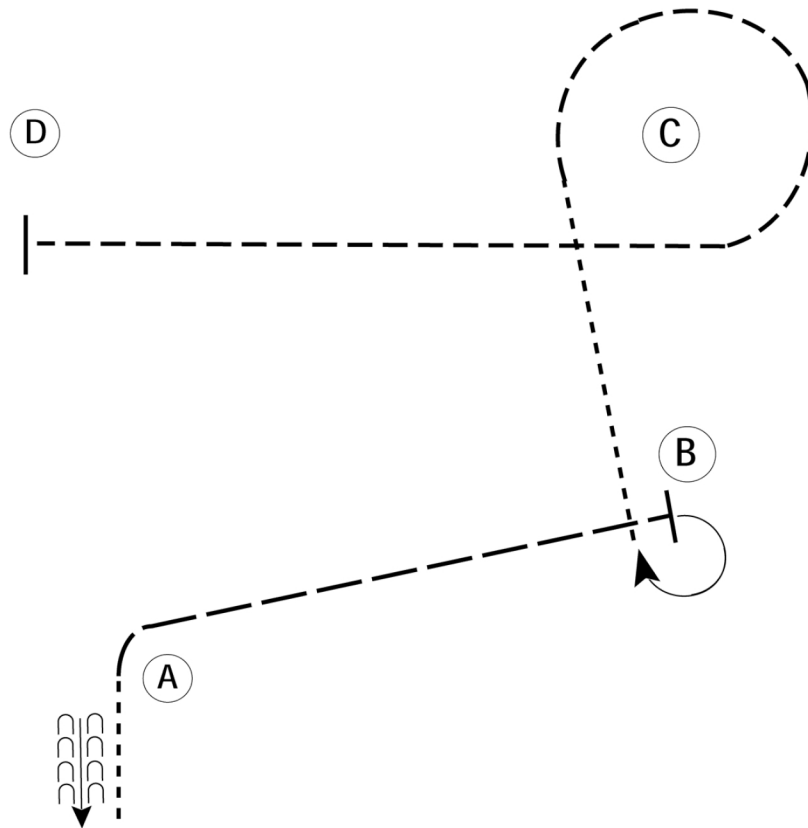


# 2026 APHA ZONE 2

## All Walk Trot Western Horsemanship

Class #241-244



Be ready at A.

1. Back approximately one horse length.
2. Walk to A.
3. Extended jog A to B
4. Stop at B. Perform a 270 degree turn to the right.
5. Walk to C.
6. Jog around C and to D.
7. Stop at D.

Follow the instructions of your ring steward.

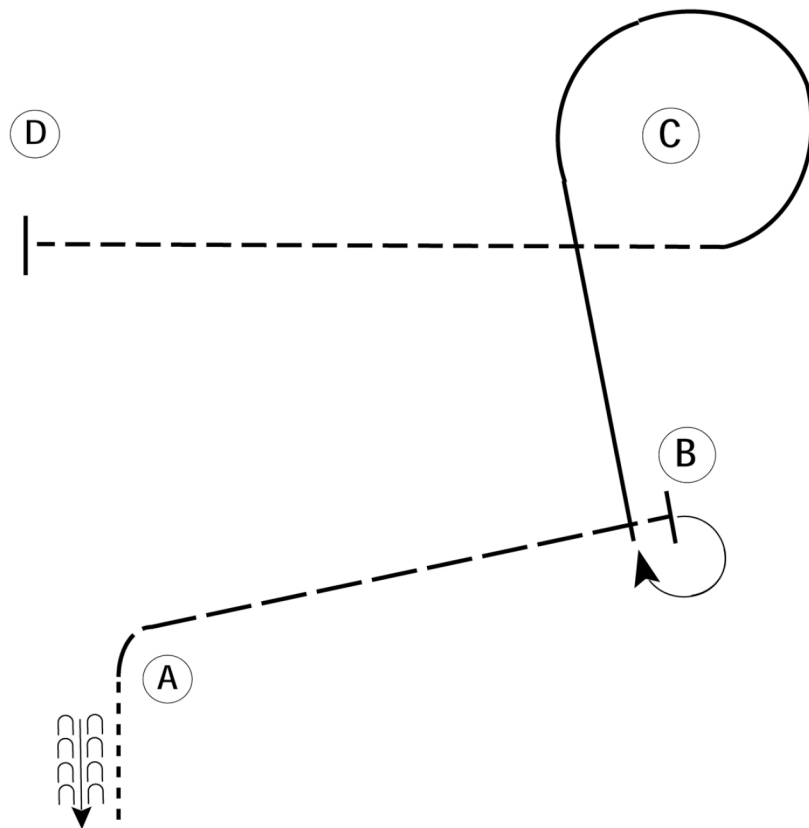
<b>Walk</b>	-----
<b>Jog</b>	- - - - -
<b>Extended Jog</b>	— — — —
<b>Lope</b>	—————
<b>Leg Yield</b>	
<b>Lead Change</b>	— / —
<b>Back</b>	← ⊂ ⊂ ⊂ ⊂
<b>Marker</b>	⊙ B
<b>Sidepass</b>	← — — — — →

# 2026 APHA ZONE 2

## Western Horsemanship

Novice Youth, Novice Amateur

Class # 245-248



Be ready at A.

1. Back approximately one horse length.
2. Walk to A.
3. Extended jog A to B
4. Stop at B. Perform a 270 degree turn to the right.
5. Lope on the right lead to and around C.
6. Jog to D.
7. Stop at D.

Follow the instructions of your ring steward.

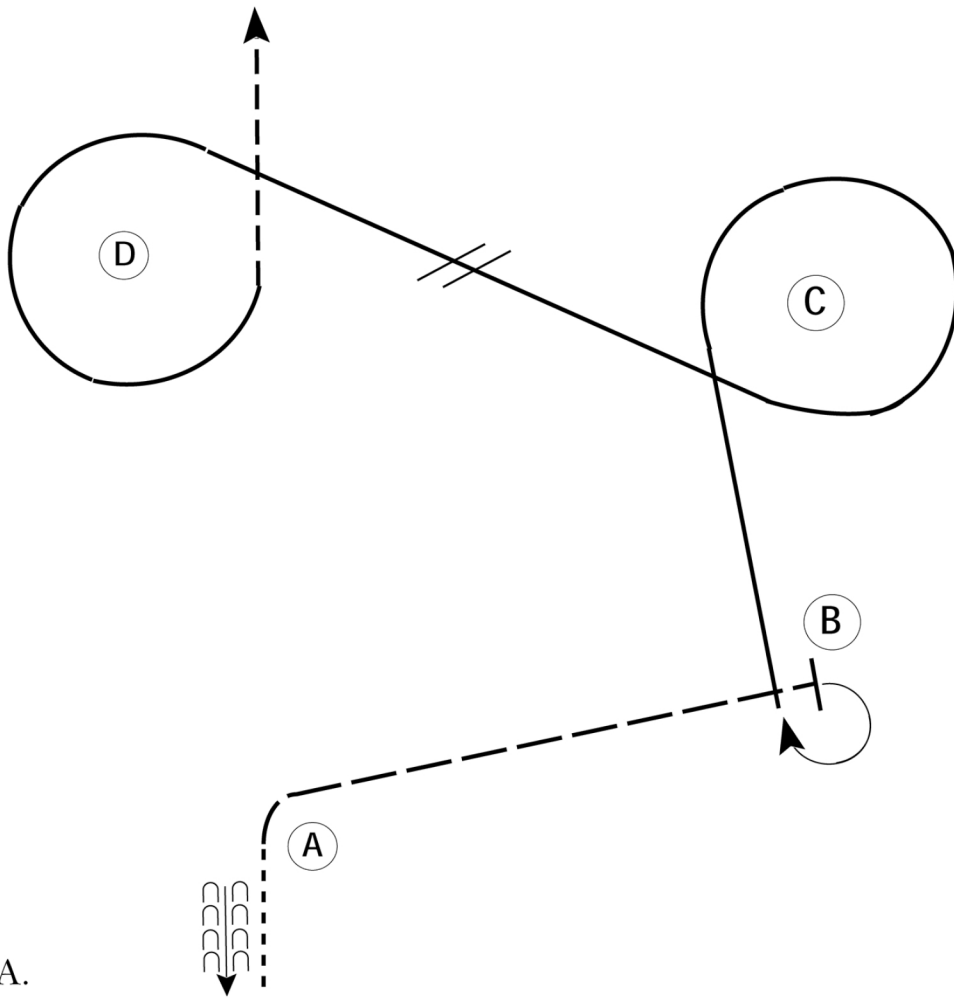
Walk	-----
Jog	- - - - -
Extended Jog	- - - - -
Lope	—————
Leg Yield	
Lead Change	↘ ↙
Back	← ↵ ↵ ↵
Marker	⊙
Sidepass	←-----←

# 2026 APHA ZONE 2

## Western Horsemanship

Youth 13 & Under, Youth 18 & Under Amateur & Masters

Class # 249-254



Be ready at A.

1. Back approximately one horse length.
2. Walk to A.
3. Extend the jog to B.
4. Stop at B. Perform a 270 degree turn to the right.
5. Lope on the right lead to and around C.
6. Perform a lead change between C and D.
7. Lope on the left lead to and around D.
8. Jog at D to the exit.

Follow the instructions of your ring steward.

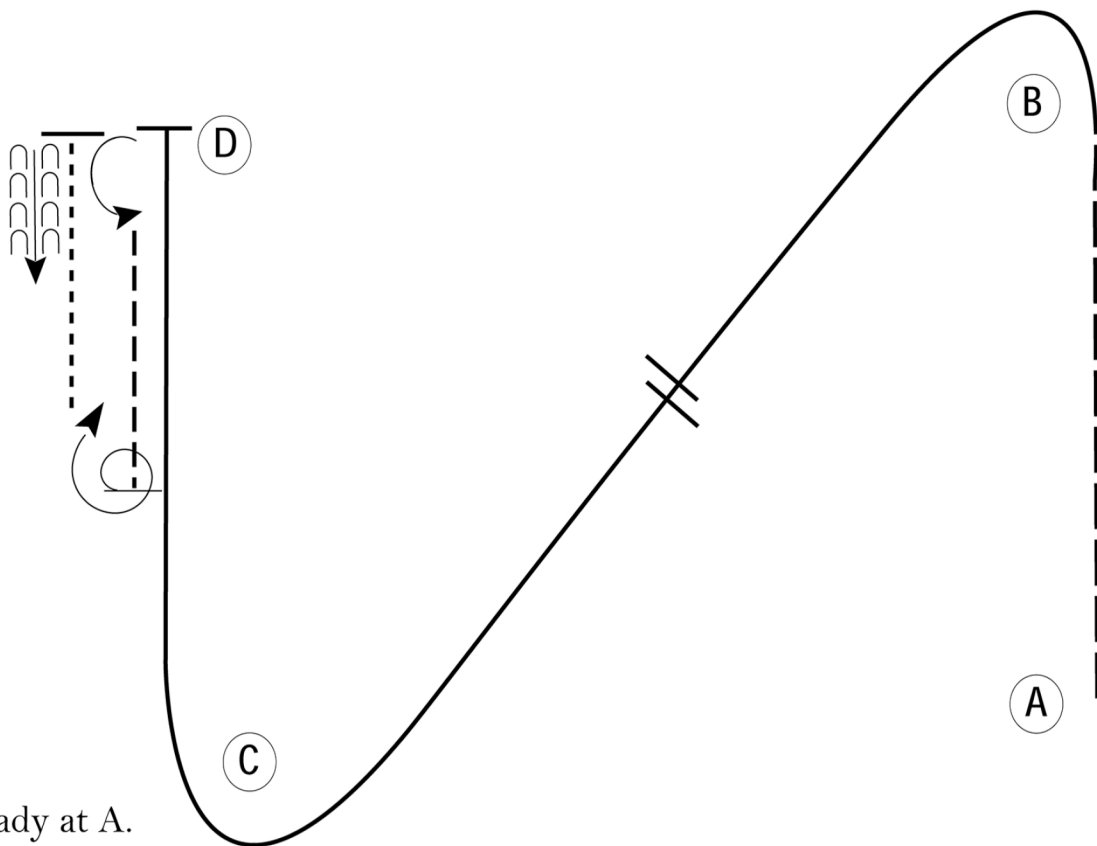
Walk	-----
Jog	-----
Extended Jog	-----
Lope	—————
Leg Yield	
Lead Change	—/—
Back	← ⊞ ⊞ ⊞ ⊞ ⊞
Marker	⊞
Sidepass	←-----→

# 2026 APHA ZONE 2

## Youth & Amateur Western Horsemanship

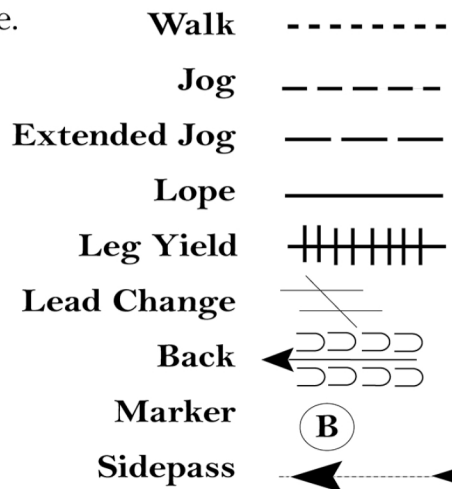
### CLASSES #909 & #910

*Class #910 will run after class #254*



Be ready at A.

1. Extended jog from A to B.
2. At B, lope on the left lead.
3. Halfway between B and C, perform a lead change.
4. Lope on the right lead to and around C to D.
5. Stop at D.
6. Turn 180 degrees to the left.
7. Jog to halfway between D and C.
8. Stop and turn 1 1/2 turns to the right.
9. Walk to D. Stop and back approximately one horse length.



Follow the instructions of your ring steward.